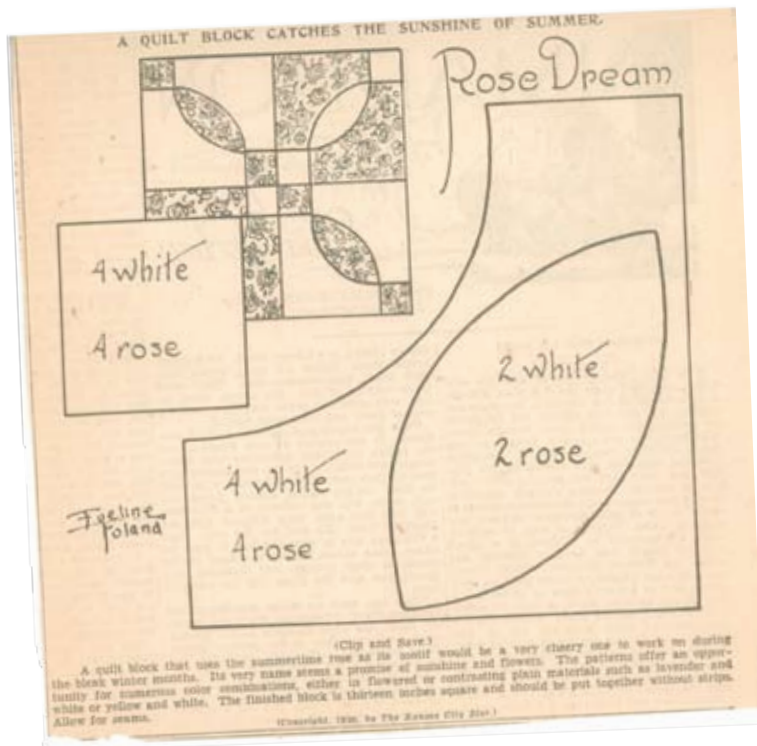


Block Twelve ●●○ Rose Dream

Supplies

- Pins
- Template plastic (optional)



Cutting Chart


- | | | |
|---|-------------------|-----------------|
| ○ | Background | |
| | B Corner Square | (4) 1¾" squares |
| | B Football | (2) 4½" x 9" |
| | A Ramp | (4) 7¼" squares |
| ● | Medium Red | |
| | A Corner Square | (4) 1¾" squares |
| | A Football | (2) 4½" x 9" |
| ● | Dark Green | |
| | B Ramp | (4) 7¼" squares |

1. Cut out pattern pieces. Optional: Trace on Template Plastic and cut out.
2. Place Background Football, Background Corner Squares, and B Ramp in a separate pile. These are for B patch. Work on one patch at a time.


Following instructions are for A patch. Repeat for B patch when completed.




5. Fold background in half, make a small clip 1/16 inch on fold inside Ramp. This will help you sew. Set two Ramps aside for later.



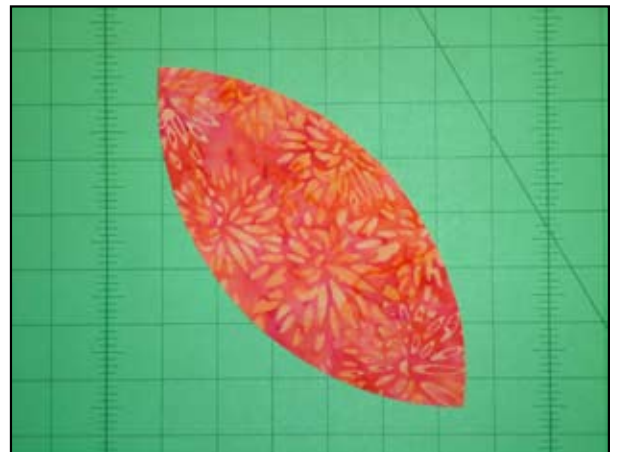
3. Stack 7 1/4" squares right sides up.



6. Lay out Ramps and Corner Squares. Flip corner squares right sides together to Ramp and sew. Press toward squares.



4. Place Ramp template on top of background Square. Cut out quarter circle. Discard quarter circle.




7. Place Orange rectangle right side up. Layer cut Football with template.



8. Fold Football in half, clip 1/16 inch in on both sides at fold.




11. Match notches, pin at notch. Work fabric evenly, pin first in center and then around every 1/2 inch until patch is even. Sew. Remove pins as you go.



9. Lay out blocks for reference, line up notches. Remove Ramp with corner squares



12. Press toward Football.




10. Flip Football right sides together to ramp. Match top and pin.



13. Place A and B patches together. Lock seams at corner square. Pin at seams.



14. Match notch. Pin at notch. Work fabric so fabric lays even. Pin from center out every ½ inch.





15. Sew. Remove pins as you go.



16. Press toward Football.
17. Repeat steps 3 through 16 for Green patches.



1. Lay out patches. Turn patches until seams lock together. You may need to turn them around to achieve locking seams.
2. Flip patches right side together and sew vertical seams. Sew remaining seams.



3. Open center stitches so center forms a small 4 patch. Press flat.



Ramp

Football