

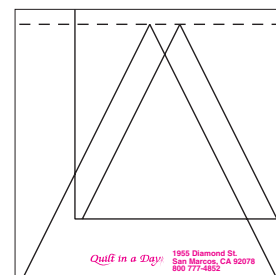
The Triangle in a Square Rulers

Quilt in a Day

These rulers are designed to make Triangle in a Square patches in 3" and 4" square finished sizes. On the ruler, the 4" patch is printed in green and the 3" patch is printed in red.

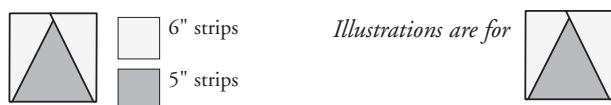
With the Triangle in a Square Ruler, rotary cutter, and cutting mat, you can make perfect Triangle in a Square patches in a matter of minutes.

Use this ruler with Quilt in a Day's 6" x 24" ruler and 6" x 6" ruler.



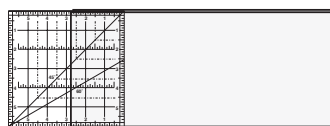
Making Your 4" Triangle in a Square Patches

1. Select your value placement. Cut strips with 6" x 24" ruler.



2. Fold the 6" fabric strip in half right sides together.

This step is essential for mirror image pieces. Layer cut 3" x 6" rectangles.



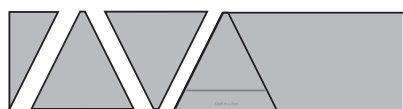
3. Layer cut pieces on one diagonal. Sort the triangles so they are right sides up.



4. Using the Triangle Ruler, cut triangles from the 5" fabric strips.



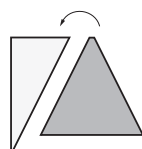
Accurately lining up the top of the Triangle Ruler with the strip is most critical.



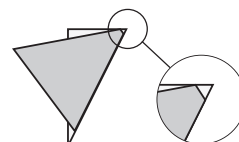
5. Lay out the large Triangle with the base at the bottom. Position the smaller triangles on both sides of the large Triangle. Make sure all fabrics are turned right side up.



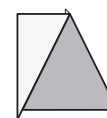
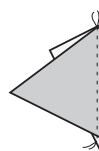
6. Set the right stack aside.



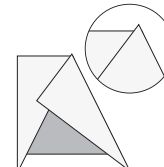
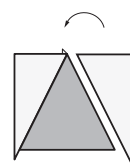
7. Flip the large Triangle right sides together over the left triangle. The left fabric extends beyond the large Triangle to create a tip at the flat top of the Triangle.



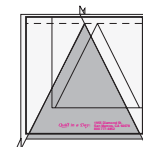
8. Sew. Set seams with smaller triangle on top, open, and press toward smaller triangle.



9. Place the remaining triangle to the right of the large Triangle. Flip right sides together, lining the top tip of both pieces together. Sew and press towards the right triangle.



10. Place patch on a small cutting mat. Place Triangle in a Square ruler on top of patch. Line up green lines with seams. Seams are 1/4" from top edge, and 1/8" from corners. Trim patch on all four sides to 4 1/2" square. Rotate mat as you trim, leaving piece and ruler in place.



Quilt in a Day

1955 Diamond Street, San Marcos, CA 92078 • 800 777-4852

www.quiltinaday.com